


FAIRFIELD POLICE DEPARTMENT

Monthly Report – May 2021



Chief Robert Kalamaras

Fairfield Police Department

www.fpdct.com



Section 1: Bureau / Division Reports

Noteworthy Police Work

Field Services Bureau

Other Items

Section 2: Statistical Activity Summary

Calls for Service Totals

Alarm Response Summary

Motor Vehicle Activity

Parking Ticket Summary

Criminal Arrest Summary

Domestic Violence Arrest Summary

Calls for Service Breakdown Report

Section 1: Bureau / Division Reports

Noteworthy Police Work

On May 3rd, 2021 Officer Rubis observed a suspicious white SUV exit the Merritt Parkway (northbound) at Exit 44. Once the occupants of the SUV spotted Officer Rubis, it took off at a high rate of speed. Officer Rubis was earlier notified of a stolen vehicle, out of Derby, with a similar description. He followed the vehicle through several streets in the northwestern section of town. As the stolen SUV attempted to elude Officer Rubis, he was able to clearly radio nearby patrols as to his location and exact direction of travel. This enabled Officer Terifay to set up a spike strip at the intersection of Congress Street and Black Rock Turnpike. All four tires of the white SUV were successfully spiked and the vehicle proceeded back onto the Merritt Parkway. Officer Galaske followed the vehicle until it became disabled and it was then that Officer Rubis and Officer Galaske were able to take one subject, a sixteen year old juvenile, into custody without incident. Three males exited the vehicle and ran into the nearby woods. An extensive K9 search was conducted by Westport and the Fairfield PD Sgt. Kaesmann / K9 Maverick Team. Officer Rubis was commended by his supervisors and Captain Broderick, for his keen observation skills and ability to communicate clearly with surrounding patrols. Officer Terifay and Officer Galaske were also commended for their team work and for their proactive policing. All officers and K9s involved exemplified dedication and professionalism which ultimately led to a successful arrest of a young Juvenile with a lengthy arrest record. To further compound the importance of their teamwork, the Juvenile arrested was reported as missing one week prior by his mother. The resulting success parallels the department's mission of keeping Fairfield safe.

Field Services Bureau

The Town held its Annual Memorial Day Parade on May 31, 2021. All of the Department's divisions and personnel came together both to march and provide traffic and security for the event. The Parade took place without incident or any problems reported.

New Assignments

Due to the upcoming resignation of Captain Tursi, Lieutenant Peter Koval was designated as the Acting Captain of the Special Services Bureau.

Other Noteworthy Items

On Friday, May 28th, Members of the Department, retired Officers, Fire Department Personnel, Town Employees, Monroe EMS members, and many others came together at the Gaelic American Club to celebrate the upcoming retirement of Deputy Chief Donald Smith after 31 Years of Service to the Department. Special thanks to Sgt. Paris and Sgt. Stahl for coordinating the event.

Special Services Bureau

<i>Traffic Safety Unit</i>	Jan	Feb	Mar	Apr	May	Jun	Jul	Aug	Sep	Oct	Nov	Dec
<i>Traffic Stops</i>	465	319	484	662	290							
<i>Infractions Issued</i>	66	134	245	452	155							
<i>Misdemeanor Summons</i>	4	12	13	9	9							
<i>Accidents Investigated</i>	14	48	26	14	40							
<i>Child Seat Installations</i>	0	0	5	5	2							
<i>DUI Arrests</i>	0	5	9	2	2							

<i>Traffic Crash Unit</i>	Jan	Feb	Mar	Apr	May	Jun	Jul	Aug	Sep	Oct	Nov	Dec
<i>Accidents Investigated</i>	49	44	54	60	48							
<i>Accidents with Injuries</i>	1	5	9	12	10							
<i>Search Warrants</i>	2	3	3	2	3							
<i>Arrest Warrants</i>	0	6	3	1	2							
<i>Misdemeanor Summons</i>	4	11	6	5	5							
<i>Infractions Issued</i>	16	6	18	80	29							
<i>Fatalities</i>	0	1	0	0	0							

<i>Animal Control</i>	Jan	Feb	Mar	Apr	May	Jun	Jul	Aug	Sep	Oct	Nov	Dec
<i>Complaints</i>	51	34	58	56	77							
<i>Wildlife Complaints</i>	15	11	16	17	36							
<i>Animals Tested for Rabies</i>	3	3	2	2	2							
<i>Animals Positive / Rabies</i>	0	0	1	0	1							
<i>Animal Bites</i>	1	1	0	3	3							
<i>Written Warnings</i>	3	6	8	8	7							
<i>Infractions</i>	1	1	1	1	2							
<i>Misdemeanors</i>	2	0	1	0	0							

Priority Patrols: Penfield & Jennings Beaches and Lake Mohegan.

- Special Services personnel participated in new Special Officer Hires and training
- Interviewed candidates for Animal Control P/T Officer
- Traffic Enforcement / Speed sign Deployment – Westport Tpke.
- Assisted with Tom Quinn Funeral Escort
- Beach Message Boards set up for Parking enforcement

Traffic Enforcement Targeted Areas

- Commerce Drive
- Old Post Road
- Black Rock Tpke.
- Redding Road
- Longview Avenue
- Fairfield Beach Road
- Burr Street
- Edgewood Road

- Round Hill Road
- Melville Avenue
- Duck Farm Road
- Fairfield Woods Road
- Brookside Drive

<i>Marine Unit</i>	April	May	JUN	JUL	AUG	SEPT	OCT
<i>Complaints</i>	6	32					
<i>Boats Towed</i>	1	1					
<i>Written Warnings</i>	0	0					
<i>Arrests</i>	0	0					
<i>Safety Inspections</i>	2	7					
<i>Total Calls For Service</i>	8	32					
<i>Hours Underway</i>	15	68					
<i>Community Events</i>	1	4					
<i>Location Checks</i>	3	4					
<i>Fatalities</i>	0	0					

Administrative Services Bureau

Training

- Marine Search & Rescue
- PEER Training Manual
- SWAT Command & Decision Making
- K9- Training
- Intoximeter Recertification
- Homicide Investigation & Management
- Crime Scene Investigation
- POST Class 371
- Money Laundering
- ESU Training
- EMR Refresher
- Marine/Dive Team
- POST Mandatory Online Training

Emergency Communications Center

- Construction on the new joint communication center at Sacred Heart University has started as of May 24, 2021. Construction so far is going on or better than the projected milestone dates.

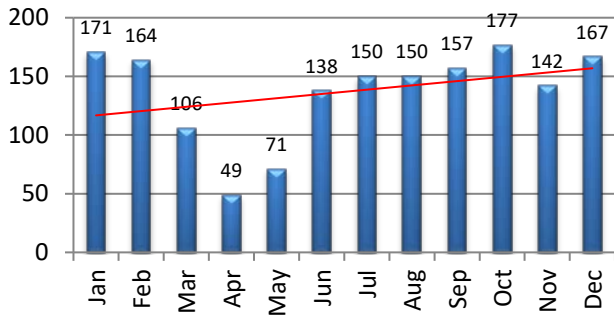
Fairfield Police Monthly Report – May 2021

	Jan	Feb	Mar	Apr	May	Jun	Jul	Aug	Sep	Oct	Nov	Dec
<i>Total Incoming Calls</i>	7,220	6,446	7,632	7,538	8,499							
<i>Total 911 Calls</i>	1,578	1,454	1,607	1,632	2,020							
<i>Total Outgoing Calls</i>	2,065	1,853	2,148	2,153	2,365							
<i>Total CSFs Processed</i>	3,893	4,018	4,867	4,694	3,974							
<i>% 911 Calls Under 10 Sec</i>	95.82	96.56	95.02	96.32	96.73							

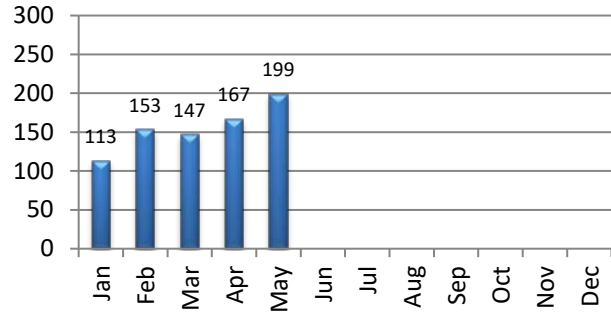
MOTOR VEHICLE ACTIVITY

MV Accidents	Jan	Feb	Mar	Apr	May	Jun	Jul	Aug	Sep	Oct	Nov	Dec	YTD
2020	171	164	106	49	71	138	150	150	157	177	142	167	1,642
2021	113	153	147	167	199								779

Motor Vehicle Accidents - 2020



Motor Vehicle Accidents - 2021



MV Enforcement	Jan	Feb	Mar	Apr	May	Jun	Jul	Aug	Sep	Oct	Nov	Dec	YTD
Warning-2020	438	305	109	4	214	129	324	371	300	162	226	324	2,906
2021	458	374	560	396	249								2,037

Infractions-2020	220	125	24	3	5	4	42	377	119	150	28	84	1,181
2021	71	134	270	520	155								1,150

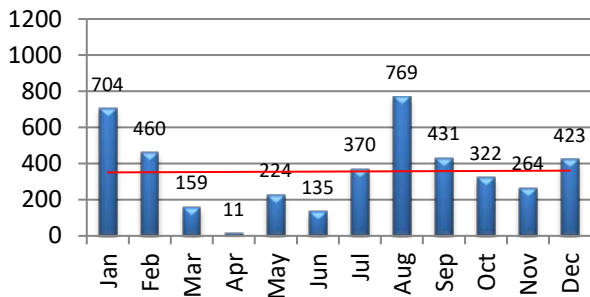
Misdemeanor-2020	34	18	14	0	1	1	3	16	6	6	8	11	118
2021	8	24	38	34	31								135

Custodial - 2020	5	5	2	0	2	1	3	1	1	0	0	2	22
2021	3	3	8	5	8								27

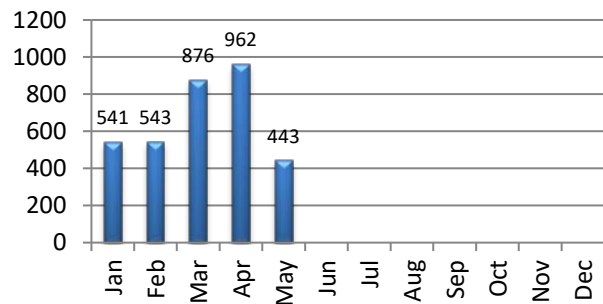
DUI Arrests - 2020	4	7	4	1	2	6	4	5	4	4	1	4	46
2021	2	6	9	14	10								41

MV Contacts - 2020	704	460	159	11	224	135	370	769	431	322	264	423	4,272
2021	541	543	876	962	443								3,365

MV Contacts - 2020



MV Contacts - 2021



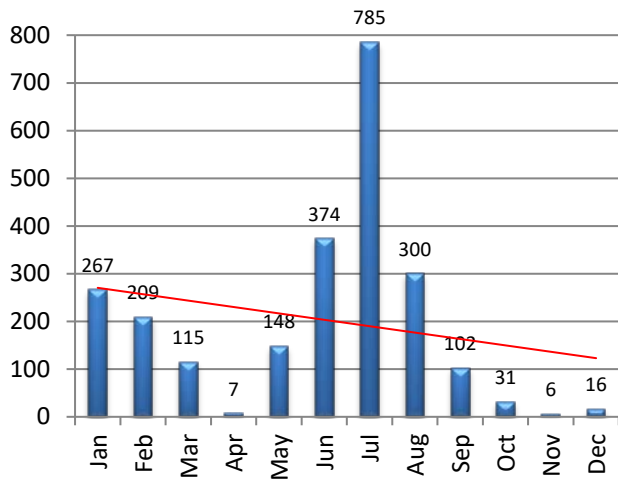
MV Enforcement: Type	Jan	Feb	Mar	Apr	May	Jun	Jul	Aug	Sep	Oct	Nov	Dec	YTD
Speeding Violations	78	114	229	111	36								568
Seatbelt Violations	0	0	2	7	31								40
Registration Violations	3	24	46	53	46								172
License Violations	9	11	19	30	16								85
Distracted Driving	0	4	5	377	20								406
Suspended Licence	5	13	14	18	9								59
Stop Sign Violations	4	153	280	164	8								609
Traffic Light Violation	2	6	8	8	4								28

The above incidents are a overview of common violations. These statistics are not the only motor vehicle enforcement actions taken. The above show top 6 violations for the month.

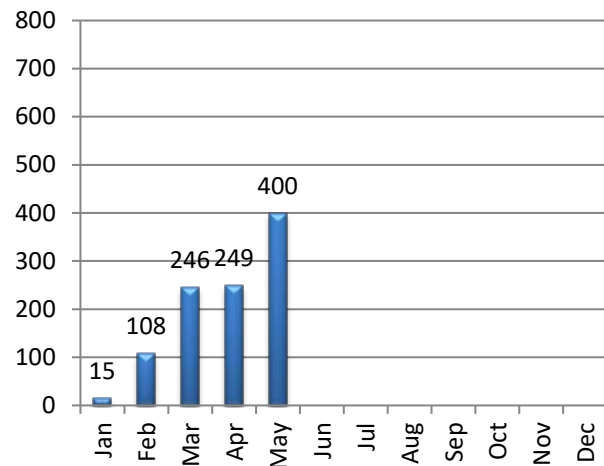
PARKING TICKET SUMMARY

Total Issued	Jan	Feb	Mar	Apr	May	Jun	Jul	Aug	Sep	Oct	Nov	Dec	YTD
2020	267	209	115	7	148	374	785	300	102	31	6	16	2360
2021	15	108	246	249	400								1018

Parking Tags Issued 2020



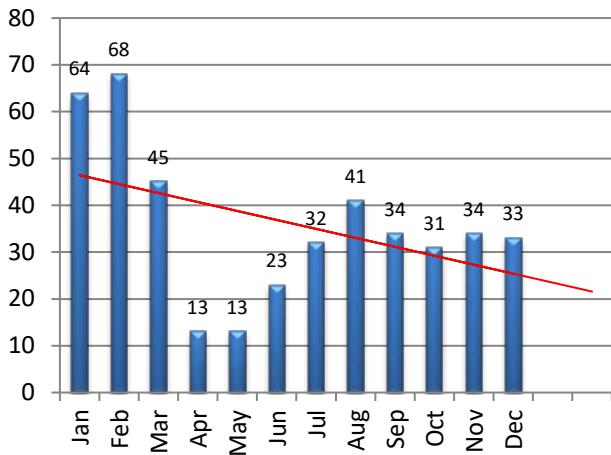
Parking Tags Issued - 2021



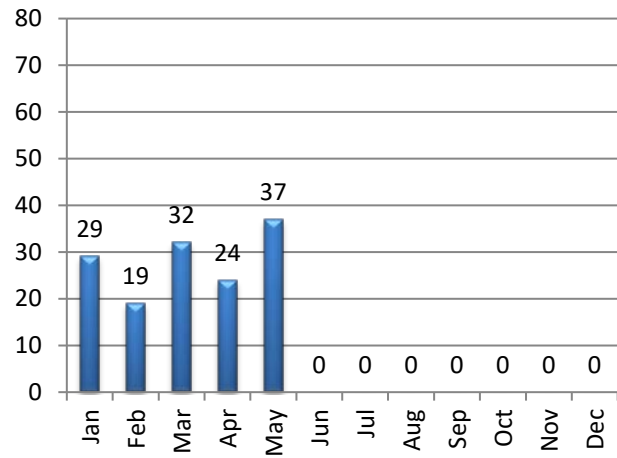
CRIMINAL ARREST SUMMARY

Criminal Arrests by Month	Jan	Feb	Mar	Apr	May	Jun	Jul	Aug	Sep	Oct	Nov	Dec	YTD
Larceny - 2020	46	52	32	6	10	14	24	28	19	18	27	21	297
2021	18	14	24	20	17								93
Vandalism - 2020	2	3	10	4	0	2	1	1	2	3	2	4	34
2021	4	1	1	2	4								12
MV Theft / Attempt - 2020	1	0	0	0	1	0	0	1	5	1	0	0	9
2021	0	1	0	0	2								3
Burglary / Attempt - 2020	12	7	1	2	2	3	3	9	2	6	4	3	54
2021	2	2	3	1	6								14
Assault - 2020	2	6	2	1	0	4	4	2	6	1	1	4	33
2021	5	1	4	1	8								19
Robbery - 2020	1	0	0	0	0	0	0	0	0	2	0	1	4
2021	0	0	0	0	0								-
2020	64	68	45	13	13	23	32	41	34	31	34	33	431
2021	29	19	32	24	37	0	0	0	0	0	0	0	141

Total Criminal Arrests - 2020



Total Criminal Arrests - 2021



Domestic Violence Arrests	Jan	Feb	Mar	Apr	May	Jun	Jul	Aug	Sep	Oct	Nov	Dec	YTD
2021	5	10	7	9	14								45

CALLS FOR SERVICE BREAKDOWN

		Jan	Feb	Mar	Apr	May	Jun	Jul	Aug	Sep	Oct	Nov	Dec	Total
911 HANG UP	2019	6	8	9	7	10	5	5	6	11	11	3	8	89
	2020	7	7	7	2	3	13	8	6	5	15	9	7	89
	2021	9	5	11	8	11								44
ABANDONED MOTOR VEHICLE	2019	9	8	14	6	4	9	14	5	7	5	10	4	95
	2020	7	7	5	4	7	4	5	10	8	6	9	8	80
	2021	5	4	3	6	4								22
AIRCRAFT CRASH	2019	0	0	0	0	0	0	0	0	0	0	0	0	0
	2020	0	0	0	0	0	0	0	0	0	0	0	0	0
	2021	0	0	0	0	0								0
AIRPLANE ACCIDENT	2019	0	0	0	0	0	0	0	0	0	0	0	0	0
	2020	0	0	0	0	0	0	0	0	0	0	0	0	0
	2021	0	0	0	0	0								0
ALARM	2019	0	0	0	0	0	0	0	1	0	0	0	0	1
	2020	0	0	0	0	0	0	0	0	0	0	0	0	0
	2021	0	0	1	0	211								212
ALARM EXCUSED	2019	0	3	0	0	3	0	1	1	1	1	0	1	11
	2020	0	6	0	0	0	0	0	0	0	1	0	0	7
	2021	0	0	2	0	0								2
ALARM FALSE	2019	243	211	227	232	250	261	273	283	215	203	250	254	2902
	2020	209	182	201	131	152	193	216	261	181	161	187	192	2266
	2021	158	143	211	199	173								884
ANIMAL COMPLAINT	2019	66	73	117	90	103	125	120	127	100	99	76	61	1157
	2020	57	84	84	73	86	125	128	116	138	95	88	43	1117
	2021	65	43	62	63	86								319
ANIMAL RESCUE	2019	0	2	1	1	0	3	2	0	1	0	1	0	11
	2020	0	0	0	1	1	3	1	0	2	0	0	1	9
	2021	1	0	1	0	2								4
ANY SITUATION	2019	8	14	7	6	13	9	16	11	1	10	15	5	115
	2020	6	1	10	6	3	13	14	34	11	5	9	9	121
	2021	5	13	12	7	7								44

		Jan	Feb	Mar	Apr	May	Jun	Jul	Aug	Sep	Oct	Nov	Dec	Total
ASSAULT	2019	2	3	4	2	3	1	0	3	2	1	5	1	27
	2020	1	4	2	0	0	3	4	0	3	3	2	2	24
	2021	2	0	2	4	5								13
ASSAULT IN PROGRESS	2019	0	0	0	0	0	0	0	0	0	0	0	0	0
	2020	0	0	0	0	0	0	0	0	0	0	0	0	0
	2021	0	0	0	1	0								1
ASSISTANCE	2019	186	180	174	171	181	186	177	171	216	210	175	156	2183
	2020	163	159	107	106	134	151	134	159	177	166	113	127	1696
	2021	126	174	152	151	176								779
BANK ESCORT	2019	22	15	21	22	22	20	22	22	19	22	16	21	244
	2020	23	19	22	18	11	12	23	21	21	21	16	21	228
	2021	21	15	22	21	16								95
BOAT CRASH	2019	0	0	0	0	0	0	0	0	0	0	0	0	0
	2020	0	0	0	0	0	0	0	0	0	0	0	0	0
	2021	0	0	0	0	0								0
BOAT FIRE (AT DOCK)	2019	0	0	0	0	0	0	0	0	0	0	0	0	0
	2020	0	0	0	0	0	0	0	0	0	0	0	0	0
	2021	0	0	0	0	0								0
BOMB THREAT	2019	0	0	0	0	0	0	0	0	0	0	0	0	0
	2020	0	0	0	0	0	0	0	0	0	0	0	0	0
	2021	0	0	0	0	0								0
BREACH OF PEACE	2019	46	35	54	37	54	67	43	53	52	51	50	39	581
	2020	40	49	46	42	64	45	67	62	47	49	36	47	594
	2021	51	38	55	38	54								236
BURGLARY	2019	0	3	1	2	1	1	1	1	1	1	0	5	17
	2020	2	3	0	0	0	1	2	3	0	0	1	0	12
	2021	0	1	0	0	2								3
BURGLARY - RESIDENCE	2019	2	1	1	0	4	1	6	2	1	0	0	0	18
	2020	8	1	1	2	2	2	0	2	0	3	5	2	28
	2021	4	1	3	0	1								9

		Jan	Feb	Mar	Apr	May	Jun	Jul	Aug	Sep	Oct	Nov	Dec	Total
BURGLARY - COMMERCIAL	2019	4	1	3	0	0	6	4	2	3	3	0	0	26
	2020	1	5	3	2	0	2	2	1	3	3	2	3	27
	2021	1	1	1	1	1								5
BURGLARY - GARAGE	2019	1	0	0	0	0	0	1	5	0	3	0	3	13
	2020	2	2	1	0	4	2	2	7	3	2	2	6	33
	2021	0	0	0	2	0								2
BURGLARY - SCHOOL	2019	0	0	0	0	0	0	0	0	0	0	0	0	0
	2020	1	1	0	0	1	0	0	0	0	0	0	0	3
	2021	0	0	0	0	0								0
BURGLARY ATTEMPT	2019	1	1	0	1	1	0	0	2	1	1	1	0	9
	2020	0	0	0	0	0	0	0	0	1	0	1	0	2
	2021	1	0	0	0	0								1
BURGLARY ATTEMPT - RESIDENCE	2019	0	0	1	0	3	1	5	1	1	2	0	0	14
	2020	0	1	0	1	1	0	0	1	0	0	0	0	4
	2021	0	1	0	3	0								4
BURGLARY ATTEMPT - COMMERCIAL	2019	0	0	2	0	0	0	0	1	1	2	0	0	6
	2020	0	3	2	0	0	1	0	0	0	0	0	1	7
	2021	0	0	0	2	0								2
BURGLARY ATTEMPT - SCHOOL	2019	0	0	0	0	0	0	0	0	0	0	0	0	0
	2020	0	1	0	0	0	0	0	0	0	0	0	0	1
	2021	0	0	0	0	0								0
BURGLARY IN PROGRESS	2019	0	0	0	0	0	0	0	0	0	0	0	0	0
	2020	1	0	0	0	0	0	0	0	0	0	0	0	1
	2021	0	0	0	0	0								0
BUSINESS/LOCATION CHECK	2019	1352	1192	1271	1086	1096	761	703	888	985	1047	823	745	11949
	2020	937	929	1323	2289	1335	665	581	531	812	693	577	721	11393
	2021	826	1121	1409	1234	1143								5733
CANCEL 911 HANG-UP	2019	0	2	1	0	3	1	0	0	1	0	0	1	9
	2020	1	1	1	1	1	0	0	2	0	0	1	0	8
	2021	0	0	0	0	1								1

		Jan	Feb	Mar	Apr	May	Jun	Jul	Aug	Sep	Oct	Nov	Dec	Total
CANCELLED ALARM	2019	51	49	46	42	61	63	44	59	47	45	53	48	608
	2020	58	55	54	35	41	36	44	71	46	27	48	53	568
	2021	46	28	41	37	36								188
COMMUNITY EVENT	2019	46	42	25	39	64	43	46	34	85	91	108	29	652
	2020	28	37	24	8	6	26	11	11	20	20	12	6	209
	2021	8	2	12	22	21								65
DEAD ANIMAL ON ROADWAY	2019	2	0	2	2	1	4	1	2	4	6	4	0	28
	2020	1	4	2	5	5	2	6	2	0	1	3	2	33
	2021	0	2	2	3	3								10
DEAD ON ARRIVAL	2019	2	2	3	6	0	3	5	4	1	3	4	2	35
	2020	2	3	2	4	3	1	2	3	2	4	5	4	35
	2021	5	2	1	3	3								14
DOOR UNLOCKED	2019	11	5	5	6	6	3	2	4	10	10	6	3	71
	2020	6	6	2	2	0	3	2	3	5	2	2	2	35
	2021	2	3	2	0	4								11
DROWNING	2019	0	0	0	0	0	0	0	1	0	0	0	0	1
	2020	0	0	0		0	0	0	0	0	0	0	0	0
	2021	0	0	0	0	0								0
EMERGENCY MEDICAL CALL	2019	272	264	261	272	263	262	256	263	274	267	312	290	3256
	2020	251	348	242	297	314	295	285	252	233	256	282	306	3361
	2021	293	317	331	332	301								1574
ESCAPE	2019	0	0	0	0	0	0	0	0	0	0	0	0	0
	2020	0	0	0	0	0	0	0	0	0	0	0	0	0
	2021	0	0	0	0	0								0
FIRE	2019	0	2	1	0	0	0	0	0	0	0	0	1	4
	2020	0	0	0	0	0	1	0	0	0	0	0	0	1
	2021	0	0	2	0	1								3
FIREWORKS COMPLAINT	2019	1	0	3	0	11	8	29	5	3	2	0	2	64
	2020	1	0	3	1	10	47	62	5	4	5	3	7	148
	2021	6	0	2	1	11								20

		Jan	Feb	Mar	Apr	May	Jun	Jul	Aug	Sep	Oct	Nov	Dec	Total
FOLLOW UP INVESTIGATION	2019	1	1	2	0	0	0	0	0	0	1	0	0	5
	2020	0	0	0	0	0	0	0	0	1	0	0	1	2
	2021	0	0	0	0	0								0
FUNERAL ESCORT	2019	28	13	10	12	15	16	20	15	17	13	20	17	196
	2020	20	12	13	6	4	4	10	5	3	11	5	14	107
	2021	13	6	14	11	10								54
GPS ALERT	2019	0	0	0	0	1	5	0	0	0	0	0	0	6
	2020	0	0	0	0	0	0	1	0	0	1	0	1	3
	2021	2	1	3	3	0								9
HARASSMENT	2019	16	16	13	12	18	14	14	10	15	15	14	10	167
	2020	16	14	8	7	17	22	18	19	18	13	19	9	180
	2021	20	18	16	13	14								81
HOMICIDE	2019	0	1	0	0	0	0	0	0	0	0	0	0	1
	2020	0	0	0	0	0	0	0	0	0	0	0	0	0
	2021	0	0	0	0	0								0
ICE / WATER RESCUE	2019	0	0	0	0	0	0	0	0	0	0	0	0	0
	2020	0	0	0	0	0	0	0	0	0	0	0	0	0
	2021	0	0	0	0	0								0
INFORMATION	2019	30	20	46	30	33	45	18	31	34	38	30	27	382
	2020	46	45	98	372	298	82	94	59	168	395	938	971	3566
	2021	715	648	511	461	117								2452
INTOXICATED SUBJECT	2019	4	5	11	8	3	7	5	4	18	4	6	3	78
	2020	7	4	4	1	4	2	1	2	1	3	2	2	33
	2021	4	0	4	2	7								17
INVESTIGATION	2019	140	118	157	140	202	155	151	184	193	187	178	168	1973
	2020	155	148	117	94	158	185	174	197	180	185	165	125	1883
	2021	133	123	162	180	218								816
INVESTIGATION- SENIOR CITIZEN	2019	0	1	2	0	0	1	1	0	1	1	0	1	8
	2020	1	0	2	1	0	2	0	0	0	0	0	0	6
	2021	1	1	1	1	0								4

		Jan	Feb	Mar	Apr	May	Jun	Jul	Aug	Sep	Oct	Nov	Dec	Total
INVESTIGATION-ARREST	2019	1	0	7	1	3	1	0	7	2	1	1	1	25
	2020	0	3	1	0	2	0	0	1	1	1	0	0	9
	2021	1	2	4	6	13								26
INVESTIGATION-BAD CHECK	2019	1	0	0	0	0	0	0	0	0	0	0	0	1
	2020	0	0	0	0	0	1	0	0	0	0	0	0	1
	2021	0	0	0	0	0								0
INVESTIGATION-COUNTERFEIT	2019	2	1	0	0	1	2	2	0	0	1	2	1	12
	2020	2	1	2	1	1	0	0	0	1	2	0	0	10
	2021	0	0	1	0	0								1
INVESTIGATION-CREDIT CARD FRAUD	2019	3	3	3	2	1	1	2	1	2	1	1	1	21
	2020	4	3	1	0	1	0	0	0	1	2	2	3	17
	2021	0	2	3	2	0								7
INVESTIGATION-FINANCIAL CRIME	2019	0	2	2	0	3	2	1	2	0	3	4	1	20
	2020	0	0	5	1	1	1	1	0	0	5	1	1	16
	2021	1	1	4	3	1								10
INVESTIGATION-FORGERY	2019	3	0	2	2	6	9	3	2	1	2	3	0	33
	2020	4	4	1	0	0	2	1	8	1	0	1	1	23
	2021	1	2	1	1	0								5
INVESTIGATION-INTERNET CRIME	2019	4	0	3	1	3	3	4	0	0	4	0	1	23
	2020	0	1	0	0	0	2	0	4	2	3	1	1	14
	2021	1	2	3	3	1								10
INVESTIGATION-WARRANT ARREST	2019	13	13	17	20	12	9	14	6	14	13	8	17	156
	2020	17	12	2	0	2	1	5	3	3	4	11	4	64
	2021	6	3	6	2	13								30
LARCENY IN PROGRESS	2019	1	0	0	0	0	0	2	1	0	0	0	0	4
	2020	1	0	0	0	0	1	0	1	1	0	0	0	4
	2021	0	0	0	0	0								0
LARCENY/THEFT	2019	16	21	19	27	17	23	32	21	28	30	13	32	279
	2020	22	11	15	5	12	30	19	28	21	31	19	15	228
	2021	15	6	17	10	2								50

		Jan	Feb	Mar	Apr	May	Jun	Jul	Aug	Sep	Oct	Nov	Dec	Total
LARCENY-EMPLOYEE THEFT	2019	4	0	1	1	0	2	2	0	0	0	1	0	11
	2020	0	0	0	0	0	0	0	0	1	0	0	0	1
	2021	0	0	0	0	0								0
LARCENY-IDENTITY THEFT	2019	14	5	8	10	6	10	15	9	5	7	9	2	100
	2020	13	4	6	7	9	5	6	6	7	8	10	6	87
	2021	12	6	12	3	4								37
LOCKOUT	2019	0	0	0	0	0	0	0	0	0	0	0	0	0
	2020	0	0	0	0	0	1	0	0	0	0	0	0	1
	2021	0	0	0	0	0								0
M.V. ACCIDENT	2019	166	154	183	194	183	193	214	169	201	203	218	222	2300
	2020	150	153	94	44	63	119	130	138	139	157	119	151	1457
	2021	103	135	121	135	171								665
M.V. ACCIDENT WITH INJURIES	2019	25	25	25	25	33	28	24	20	24	23	20	27	299
	2020	21	11	12	5	8	19	20	12	18	20	23	16	185
	2021	10	18	26	1	4								59
MASS CASUALTY INCIDENT	2019	0	0	0	0	0	0	0	0	0	0	0	0	0
	2020	0	0	0	0	0	0	0	0	0	0	0	0	0
	2021	0	0	0	0	0								0
MEDICAL ALARM	2019	1	2	3	3	4	1	2	3	3	2	1	2	27
	2020	3	0	2	4	0	0	2	2	1	3	0	2	19
	2021	3	3	1	2	1								10
MENTAL PATIENT	2019	10	3	5	3	1	4	9	2	3	4	1	4	49
	2020	3	1	1	14	7	6	2	6	5	4	2	1	52
	2021	6	2	2	8	8								26
MISSING PERSON	2019	1	3	4	1	3	5	0	3	2	2	1	4	29
	2020	3	5	1	3	4	2	5	2	1	0	1	3	30
	2021	2	2	6	8	5								23
NARCOTIC VIOLATION IN PROGRESS	2019	0	0	0	0	0	0	0	0	0	1	0	0	1
	2020	1	0	0	0	0	0	0	0	1	0	0	0	2
	2021	1	0	0	0	0								1

		Jan	Feb	Mar	Apr	May	Jun	Jul	Aug	Sep	Oct	Nov	Dec	Total
NARCOTICS VIOLATION	2019	4	6	4	2	2	3	11	5	2	12	7	4	62
	2020	4	4	3	0	3	0	0	1	4	4	2	2	27
	2021	2	2	2	1	8								15
NOISE COMPLAINT	2019	18	11	15	20	36	42	33	37	58	45	34	17	366
	2020	14	10	10	12	65	56	46	60	66	67	37	26	469
	2021	23	24	45	30	65								187
OFFICER NEEDS ASSISTANCE	2019	0	0	0	0	0	0	0	0	0	0	0	0	0
	2020	0	0	0	0	0	0	0	0	0	0	0	0	0
	2021	0	0	0	0	0								0
OTHER RESCUE	2019	1	0	0	0	2	1	0	0	0	0	0	0	4
	2020	0	0	0	0	0	0	0	0	1	0	0	0	1
	2021	0	1	0	0	0								1
PACOS ASSIGNMENT	2019	32	15	21	13	15	15	19	36	41	30	16	18	271
	2020	130	93	42	6	88	63	105	64	59	33	29	46	758
	2021	78	43	68	64	33								286
PARKING VIOLATION	2019	34	23	38	48	46	47	49	25	80	39	40	29	498
	2020	37	25	29	18	34	101	107	62	65	36	19	28	561
	2021	21	38	32	34	61								186
PISTOL PERMIT APPLICATION	2019	21	10	7	7	4	15	7	11	6	12	9	19	128
	2020	14	22	13	0	0	64	103	93	61	81	78	65	594
	2021	43	50	44	28	19								184
RECKLESS DRIVER	2019	19	26	25	25	45	21	30	30	38	33	33	31	356
	2020	29	18	27	14	27	29	33	29	41	31	39	20	337
	2021	22	24	33	36	44								159
RECOVERED PROPERTY	2019	20	8	14	10	16	18	20	17	26	11	17	12	189
	2020	19	10	13	18	21	22	22	16	14	8	21	11	195
	2021	11	11	12	14	22								70
RIOT	2019	0	0	0	0	0	0	0	0	0	0	0	0	0
	2020	0	0	0	0	0	0	0	0	0	0	0	0	0
	2021	0	0	0	0	0								0

		Jan	Feb	Mar	Apr	May	Jun	Jul	Aug	Sep	Oct	Nov	Dec	Total
ROAD HAZARD	2019	37	34	47	35	33	78	86	58	34	51	36	49	578
	2020	24	19	14	35	26	36	33	311	36	20	49	30	633
	2021	27	21	39	27	22								136
ROBBERY	2019	0	0	0	3	4	1	0	2	1	2	0	1	14
	2020	1	0	0	1	0	0	0	0	1	3	1	0	7
	2021	1	0	0	1	0								2
ROBBERY IN PROGRESS	2019	0	0	0	0	0	0	0	0	0	0	0	0	0
	2020	0	0	0	0	0	0	0	0	0	0	0	0	0
	2021	0	0	0	0	0								0
SEX VIOLATION	2019	0	0	1	0	1	1	1	0	1	0	1	1	7
	2020	0	1	1	0	0	0	1	1	0	1	0	0	5
	2021	1	0	1	2	2								6
SEX VIOLATION IN PROGRESS	2019	0	0	0	0	0	0	0	0	0	0	0	0	0
	2020	0	0	0	0	0	0	0	0	0	0	0	0	0
	2021	0	0	0	0	0								0
SHOPLIFTER	2019	17	14	21	10	22	16	23	15	19	30	22	23	232
	2020	31	31	24	14	21	30	22	20	25	22	25	27	292
	2021	22	24	24	16	21								107
STOLEN VEHICLE	2019	4	3	3	2	3	4	7	5	12	11	1	2	57
	2020	6	4	4	6	5	12	16	21	10	14	8	8	114
	2021	7	4	2	12	16								41
STOLEN VEHICLE ATTEMPT	2019	0	0	0	0	0	0	0	0	1	0	0	0	1
	2020	1	0	0	0	0	0	0	0	0	0	0	0	1
	2021	0	0	0	0	1								1
STOLEN VEHICLE IN PROGRESS	2019	0	0	0	0	0	0	0	0	0	0	0	0	0
	2020	0	0	0	0	0	0	0	0	0	0	0	0	0
	2021	0	0	0	0	0								0
STRUCTURE FIRE	2019	0	0	7	5	8	5	10	3	3	5	1	3	50
	2020	2	8	5	3	0	12	6	9	5	5	13	9	77
	2021	5	12	17	3	6								43

		Jan	Feb	Mar	Apr	May	Jun	Jul	Aug	Sep	Oct	Nov	Dec	Total
SUICIDE	2019	0	0	0	1	0	0	1	1	0	1	0	0	4
	2020	0	0	0	1	0	0	0	1	0	1	0	0	3
	2021	0	1	1	0	0								2
SUICIDE ATTEMPT	2019	0	0	2	0	0	0	2	1	2	1	0	1	9
	2020	1	1	0	0	1	1	1	1	1	4	0	1	12
	2021	0	2	1	3	2								8
SUICIDE THREAT	2019	4	4	7	1	4	6	4	1	6	3	4	4	48
	2020	6	4	5	3	3	4	5	2	5	2	4	4	47
	2021	4	1	3	3	6								17
SUSPICIOUS PERSON	2019	42	38	34	53	57	49	57	49	45	48	39	43	554
	2020	54	31	33	22	28	24	41	43	27	42	33	35	413
	2021	29	19	20	21	25								114
SUSPICIOUS VEHICLE	2019	29	28	19	23	25	16	17	22	23	27	21	28	278
	2020	19	24	21	22	18	16	22	18	16	16	33	21	246
	2021	19	10	21	14	17								81
TEST	2019	0	0	0	0	0	0	10	12	13	5	5	6	51
	2020	14	5	3	3	3	3	5	7	6	3	0	1	53
	2021	2	4	5	3	1								15
THEFT FROM MOTOR VEHICLE	2019	9	14	31	22	10	13	42	26	42	35	18	24	286
	2020	33	37	33	40	36	36	46	75	31	36	25	39	467
	2021	24	7	14	53	63								161
TRAFFIC CONTROL MALFUNCTION	2019	4	5	5	6	9	5	17	7	5	4	8	5	80
	2020	2	1	4	3	3	2	11	11	3	6	10	5	61
	2021	1	3	3	4	1								12
TRAIN ACCIDENT	2019	0	0	0	0	0	0	0	0	0	0	0	0	0
	2020	0	0	0	0	0	0	0	0	0	0	0	0	0
	2021	0	0	0	0	0								0
TRESPASSER	2019	7	8	12	11	9	14	7	3	6	7	8	13	105
	2020	5	10	10	26	7	17	21	15	9	7	10	15	152
	2021	12	6	13	8	1								40

		Jan	Feb	Mar	Apr	May	Jun	Jul	Aug	Sep	Oct	Nov	Dec	Total
UNKNOWN TROUBLE	2019	0	0	0	0	1	0	0	1	1	0	0	0	3
	2020	0	0	0	0	0	0	1	0	0	1	1	0	3
	2021	0	0	0	1	1								2
VANDALISM IN PROGRESS	2019	0	0	1	0	0	0	0	0	0	0	0	0	1
	2020	0	0	1	0	0	0	0	0	0	0	0	0	1
	2021	0	0	0	0	0								0
VANDALISM MISCELLANEOUS	2019	2	0	7	4	4	5	4	2	3	4	1	4	40
	2020	6	6	5	2	8	7	9	6	9	13	5	3	79
	2021	2	2	3	2	5								14
VANDALISM TO STRUCTURE	2019	1	3	1	0	1	0	4	2	0	2	2	1	17
	2020	1	1	2	0	3	1	1	0	3	2	1	2	17
	2021	3	0	3	5	5								16
VANDALISM TO VEHICLE	2019	3	1	1	3	5	4	3	7	5	8	9	6	55
	2020	8	7	6	2	4	3	3	3	3	4	3	2	48
	2021	2	3	2	1	5								13
VESSEL INSPECTION	2019	0	0	0	0	5	3	3	1	0	0	0	0	12
	2020	0	0	0	0	0	4	0	1	0	0	0	0	5
	2021	0	0	0	1	7								8
WATER RESCUE	2019	0	0	0	0	1	1	1	2	0	1	0	1	7
	2020	0	1	0	1	1	3	3	1	1	2	0	0	13
	2021	0	0	0	0	0								0
WIRES DOWN	2019	3	6	26	2	3	11	15	12	1	19	1	5	104
	2020	1	2	0	1	1	2	11	91	3	1	14	7	134
	2021	5	0	8	4	8								25